

Regular Meeting Agenda  
May 1, 2024

The March 6, 2024, Finance Committee meeting is being conducted in person and will be available to the public via teleconference through the Zoom platform.

**Finance Meeting Access Information**

**Date:** Wednesday, May 1, 2024

**Time:** 4:30 p.m.

**Primary Location:** Golden Valley Orchard, Room 9, 6550 Filbert Ave, Orangevale, CA 95662

**Remote Location:** **Golden Valley River, Library, 9601 Lake Natoma Dr., Orangevale, CA 95662**

**Virtual Location:** Topic: Finance Committee 2024.05.01

Time: May 1, 2024 04:30 PM Pacific Time (US and Canada)

Join Zoom Meeting

<https://us02web.zoom.us/j/86507072472?pwd=MkwraC9ZV3pZeldYME80RjErMkRldz09>

Meeting ID: 865 0707 2472

Passcode: 717360

One tap mobile

+16694449171,,86507072472#,,,,\*717360# US

Find your local number: <https://us02web.zoom.us/j/86507072472?pwd=MkwraC9ZV3pZeldYME80RjErMkRldz09>

Requests for disability-related modifications or accommodations to participate in this public meeting should be made 24 hours prior to the meeting by calling 916.597.1477. All efforts will be made for reasonable accommodations.

Agenda

1. **Call to Order** – 4:30 p.m.
2. **Roll Call** – 4:30 p.m.  
**Board Committee Members: Adam Errington, Stephen Quadro**
3. **Minutes Approval** – 4:32 p.m.  
Action: Shall the committee approve the March 6, 2023, meeting minutes?
4. **Check Register Review** – 4:35 p.m.  
Discussion: The committee shall review the February and March 2024 check register.
5. **Status of the 2024-25 Budget, GVOS** – 4:45 p.m.  
Discussion: The committee shall discuss the status of the 2024-25 Budget for Golden Valley Orchard School.
6. **Status of the 2024-25 Budget, GVRS** – 5:00 p.m.  
Discussion: The committee shall discuss the status of the 2024-25 Budget for Golden Valley River School.

Regular Meeting Agenda  
May 1, 2024

7. **Recitation of the Motto of the Social Ethic** – 5:30 p.m.

The healing social life is found  
When in the mirror of each human soul  
The whole community finds its reflection,  
And when, in the community,  
The virtue of each one is living.

8. **Adjournment of the meeting** – 5:31 p.m.

Regular Meeting Minutes  
March 6, 2024

1. Executive Director Caleb Buckley called the meeting to order at 4:35 p.m.
2. Roll Call  
Board Committee Members Present: Adam Errington, Stephen Quadro.  
Guests: Caleb Buckley, Amala Easton, Jennifer Hoover, Becky Page.
3. Minutes Approval –  
Action: The committee approved the February 6, 2023, meeting minutes.  
(Ayes: 2, Noes: 0, Abstain: 0)
4. Check Register Review –  
Discussion: The committee reviewed the January 2024 check register.
5. Status of the 2023-24 Budget, GVOS  
Discussion: The committee discussed the status of the 2023-24 Budget for Golden Valley Orchard School.
6. Status of the 2023-24 Budget, GVRS  
Discussion: The committee discussed the status of the 2023-24 Budget for Golden Valley River School.
7. The committee recited the Motto of the Social Ethic
8. The meeting was adjourned at 5:25 p.m.

*Respectfully submitted by Amala Easton.*

---

Caleb Buckley, Executive Director

---

Date

## Golden Valley Check register

Date	Payee	Document no.	Amount Cleared
<b>Bank: GVC Wells Fargo - Wells Fargo</b>		<b>Account no: 5713372760</b>	
<b>03/26/2024</b>			
03/26/2024	V008779--Envoy Plan Services	10001451	1,152.23 In Transit
03/26/2024	V009152--HealthEquity Inc.	10001452	1,225.95 In Transit
<b>Total for 03/26/2024</b>			<b><u>2,378.18</u></b>
<b>03/25/2024</b>			
03/25/2024	V003459--Payroll	086565533	200,174.07 03/31/2024
<b>Total for 03/25/2024</b>			<b><u>200,174.07</u></b>
<b>03/19/2024</b>			
03/19/2024	V011564--U.S. Bank Corporate Payment Systems	10001447	38,042.13 03/31/2024
<b>Total for 03/19/2024</b>			<b><u>38,042.13</u></b>
<b>03/12/2024</b>			
03/12/2024	V008779--Envoy Plan Services	10001418	598.31 03/31/2024
03/12/2024	V009152--HealthEquity Inc.	10001419	1,225.95 03/31/2024
03/12/2024	V004820--Sacramento County Office of Education	10001421	53,062.38 In Transit
03/12/2024	V004820--Sacramento County Office of Education	10001420	62,679.30 03/31/2024
03/12/2024	V005272--Wells Fargo Business Card		7,393.29 03/31/2024
<b>Total for 03/12/2024</b>			<b><u>124,959.23</u></b>
<b>03/07/2024</b>			
03/07/2024	V003459--Payroll	9D7182A3A	159,173.28 03/31/2024
<b>Total for 03/07/2024</b>			<b><u>159,173.28</u></b>
<b>03/01/2024</b>			
03/01/2024	V003459--Payroll	A61730F3E	984.05 03/31/2024
<b>Total for 03/01/2024</b>			<b><u>984.05</u></b>
<b>02/27/2024</b>			
02/27/2024	V007874--C & J Leone, Inc.	10001413	2,751.00 03/31/2024
02/27/2024	V008779--Envoy Plan Services	10001414	1,077.68 03/31/2024
02/27/2024	V009152--HealthEquity Inc.	10001415	1,225.95 03/31/2024
<b>Total for 02/27/2024</b>			<b><u>5,054.63</u></b>
<b>02/24/2024</b>			
02/24/2024	V005272--Wells Fargo Business Card		(2,444.00) 02/29/2024
<b>Total for 02/24/2024</b>			<b><u>(2,444.00)</u></b>
<b>02/23/2024</b>			
02/23/2024	V003459--Payroll	CD0441516	194,929.13 02/29/2024
<b>Total for 02/23/2024</b>			<b><u>194,929.13</u></b>
<b>02/15/2024</b>			
02/15/2024	V004820--Sacramento County Office of Education	10001393	65,088.50 03/31/2024
02/15/2024	V004820--Sacramento County Office of Education	10001392	55,276.63 03/31/2024
<b>Total for 02/15/2024</b>			<b><u>120,365.13</u></b>
<b>02/14/2024</b>			
02/14/2024	V005272--Wells Fargo Business Card		2,444.12 02/29/2024
<b>Total for 02/14/2024</b>			<b><u>2,444.12</u></b>
<b>02/13/2024</b>			
02/13/2024	V008779--Envoy Plan Services	10001382	1,330.54 02/29/2024
02/13/2024	V009152--HealthEquity Inc.	10001383	1,225.95 02/29/2024
<b>Total for 02/13/2024</b>			<b><u>2,556.49</u></b>
<b>02/12/2024</b>			
02/12/2024	V005272--Wells Fargo Business Card		2,444.00 02/29/2024
<b>Total for 02/12/2024</b>			<b><u>2,444.00</u></b>
<b>02/09/2024</b>			
02/09/2024	V005245--ACH Debit Transactions	Voided - 10000691	(40.58) 02/29/2024
02/09/2024	V005245--ACH Debit Transactions	10000691	40.58 02/29/2024
<b>Total for 02/09/2024</b>			<b><u>0.00</u></b>

## Golden Valley Check register

Date	Payee	Document no.	Amount Cleared
	<b>02/08/2024</b>		
02/08/2024	V003459--Payroll	824B79557	206,165.29 02/29/2024
	<b>Total for 02/08/2024</b>		<u>206,165.29</u>
	<b>Total for GVC Wells Fargo</b>		<u>1,057,225.73</u>

## Golden Valley Check register

Date	Payee	Document no.	Amount Cleared
<b>Bank: GVC Wells Fargo - Wells Fargo</b>		<b>Account no: 5713372760</b>	
<b>03/26/2024</b>			
03/26/2024	V008036--Center For Anthroposophy	10001454	1,606.50 In Transit
03/26/2024	V000003--Charter School Management Corporation	10001455	8,445.87 03/31/2024
03/26/2024	V014714--Cristina Doyon	10001456	243.96 03/31/2024
03/26/2024	V003246--Department of Justice	10001458	40.50 03/31/2024
03/26/2024	V018908--Janice Oliver-Iraci	10001459	38.80 In Transit
03/26/2024	V014311--Josh Flexman	10001460	87.64 In Transit
03/26/2024	V014305--Margie Bailey	10001462	333.55 In Transit
03/26/2024	V016918--Susan Hixson	10001466	14.00 In Transit
03/26/2024	V011235--Swing Education Inc - PO Box 92376	10001467	1,020.00 03/31/2024
<b>Total for 03/26/2024</b>			<b><u>11,830.82</u></b>
<b>03/19/2024</b>			
03/19/2024	V007698--Aspire Behavior Consulting LLC	10001423	12,796.25 03/31/2024
03/19/2024	V003108--AT&T-Box 9011	10001425	176.06 In Transit
03/19/2024	V003512--CaliforniaChoice Benefit Administrators	10001427	12,615.31 03/31/2024
03/19/2024	V007974--Capital Public Radio, Inc.	10001428	160.00 In Transit
03/19/2024	V000032--CharterSAFE	10001429	5,318.00 03/31/2024
03/19/2024	V014714--Cristina Doyon	10001430	178.60 03/31/2024
03/19/2024	V008813--Excel Interpreting LLC	10001432	266.90 03/31/2024
03/19/2024	V018908--Janice Oliver-Iraci	10001433	65.30 03/31/2024
03/19/2024	V014306--Leila Barber	10001435	540.00 03/31/2024
03/19/2024	V018907--Lucas Montgomery	10001436	15.00 In Transit
03/19/2024	V006414--ODP Business Solutions LLC-PO Box 29248	10001439	157.97 03/31/2024
03/19/2024	V010661--Revolution Foods PBC - 92230	10001440	12,084.79 03/31/2024
03/19/2024	V016458--Sandra McCann	10001442	138.72 In Transit
03/19/2024	V010886--School Steps Inc	10001444	9,315.50 03/31/2024
03/19/2024	V011235--Swing Education Inc - PO Box 92376	10001445	1,095.00 03/31/2024
03/19/2024	V014313--Vanessa Hunt-Jansen	10001448	203.89 03/31/2024
03/19/2024	V000101--Verizon Wireless	10001449	214.36 03/31/2024
<b>Total for 03/19/2024</b>			<b><u>55,341.65</u></b>
<b>02/27/2024</b>			
02/27/2024	V010802--San Juan Unified School District-2	10001416	24,327.41 03/31/2024
<b>Total for 02/27/2024</b>			<b><u>24,327.41</u></b>
<b>02/20/2024</b>			
02/20/2024	V003108--AT&T-Box 9011	10001400	172.91 02/29/2024
02/20/2024	V000003--Charter School Management Corporation	10001402	8,445.87 02/29/2024
02/20/2024	V004038--Costco	10001403	60.00 02/29/2024
02/20/2024	V003246--Department of Justice	10001404	24.50 02/29/2024
02/20/2024	V009694--Lilipoh Publishing Inc-317 Church	10001405	6.00 03/31/2024
02/20/2024	V009724--Live Oak Waldorf School	10001406	2,190.00 03/31/2024
02/20/2024	V006414--ODP Business Solutions LLC-PO Box 29248	10001408	187.74 02/29/2024
02/20/2024	V018568--PrintSource	10001409	629.04 02/29/2024
02/20/2024	V011235--Swing Education Inc - PO Box 92376	10001410	1,260.00 02/29/2024
02/20/2024	V011907--Yuba River Charter School	10001412	100.00 03/31/2024
<b>Total for 02/20/2024</b>			<b><u>13,076.06</u></b>
<b>02/15/2024</b>			
02/15/2024	V007698--Aspire Behavior Consulting LLC	10001384	13,472.50 02/29/2024
02/15/2024	V000032--CharterSAFE	10001385	5,318.50 02/29/2024
02/15/2024	V008850--Fieldguides Inc	10001387	4,375.00 02/29/2024
02/15/2024	V014957--Fratello Marionettes	10001388	675.00 02/29/2024
02/15/2024	V003336--Revolution Foods, PBC.	10001391	13,654.10 02/29/2024
02/15/2024	V010886--School Steps Inc	10001394	12,475.25 02/29/2024
02/15/2024	V011235--Swing Education Inc - PO Box 92376	10001395	570.00 02/29/2024
02/15/2024	V014313--Vanessa Hunt-Jansen	10001396	27.01 03/31/2024
02/15/2024	V000101--Verizon Wireless	10001397	162.34 02/29/2024
<b>Total for 02/15/2024</b>			<b><u>50,729.70</u></b>
<b>02/06/2024</b>			
02/06/2024	V007436--Antioch University	10001365	20,473.50 02/29/2024
02/06/2024	V016901--Briana D'Agostini Cheek	10001367	162.05 02/29/2024
02/06/2024	V007954--CaliforniaChoice Benefit Administration-USE VEN-DOR # V003512	10001369	12,615.31 02/29/2024
02/06/2024	V016902--Jessica Fipps	10001371	39.00 02/29/2024
02/06/2024	V006414--ODP Business Solutions LLC-PO Box 29248	10001375	390.37 02/29/2024

## Golden Valley Check register

Date	Payee	Document no.	Amount Cleared
02/06/2024	V007109--Positive Adventures LLC	10001376	7,680.00 02/29/2024
02/06/2024	V016918--Susan Hixson	10001377	8.58 In Transit
02/06/2024	V011235--Swing Education Inc - PO Box 92376	10001378	1,080.00 02/29/2024
02/06/2024	V011666--Valley Office Equipment-2	10001379	2,125.90 02/29/2024
02/06/2024	V014313--Vanessa Hunt-Jansen	10001380	14.13 03/31/2024
<b>Total for 02/06/2024</b>			<b>44,588.84</b>
<b>Total for GVC Wells Fargo</b>			<b>199,894.48</b>

## Golden Valley Check register

Date	Payee	Document no.	Amount Cleared
<b>Bank: GVC Wells Fargo - Wells Fargo</b>		<b>Account no: 5713372760</b>	
<b>03/26/2024</b>			
03/26/2024	V016747--Allison Brooks	10001453	350.00 In Transit
03/26/2024	V000003--Charter School Management Corporation	10001455	8,445.88 03/31/2024
03/26/2024	V018905--Daniel G. Martinez	10001457	300.00 03/31/2024
03/26/2024	V003246--Department of Justice	10001458	40.50 03/31/2024
03/26/2024	V014311--Josh Flexman	10001460	175.97 In Transit
03/26/2024	V018904--Laura Lovern	10001461	83.26 In Transit
03/26/2024	V016044--Meagan Kilpatrick	10001463	78.12 In Transit
03/26/2024	V006414--ODP Business Solutions LLC-PO Box 29248	10001464	428.89 In Transit
03/26/2024	V010892--SchoolMint Inc. - PO BOX 4742	10001465	6,155.60 In Transit
03/26/2024	V011235--Swing Education Inc - PO Box 92376	10001467	900.00 03/31/2024
<b>Total for 03/26/2024</b>			<b><u>16,958.22</u></b>
<b>03/21/2024</b>			
03/21/2024	V018976--American River Resort	10001450	3,546.16 03/31/2024
<b>Total for 03/21/2024</b>			<b><u>3,546.16</u></b>
<b>03/20/2024</b>			
03/20/2024	V005245--ACH Debit Transactions		70.00 03/31/2024
<b>Total for 03/20/2024</b>			<b><u>70.00</u></b>
<b>03/19/2024</b>			
03/19/2024	V014117--Amanda Parker	10001422	690.90 In Transit
03/19/2024	V007698--Aspire Behavior Consulting LLC	10001423	480.00 03/31/2024
03/19/2024	V003108--AT&T-Box 9011	10001424	203.03 In Transit
03/19/2024	V007835--Brown Sheep Co., Inc	10001426	22.61 In Transit
03/19/2024	V003512--CaliforniaChoice Benefit Administrators	10001427	17,641.86 03/31/2024
03/19/2024	V007974--Capital Public Radio, Inc.	10001428	160.00 In Transit
03/19/2024	V000032--CharterSAFE	10001429	5,318.00 03/31/2024
03/19/2024	V018905--Daniel G. Martinez	10001431	300.00 03/31/2024
03/19/2024	V018904--Laura Lovern	10001434	45.42 In Transit
03/19/2024	V018907--Lucas Montgomery	10001436	15.00 In Transit
03/19/2024	V016916--Lynn Freund	10001437	208.24 In Transit
03/19/2024	V014959--Miryam Rosello	10001438	13.27 In Transit
03/19/2024	V006414--ODP Business Solutions LLC-PO Box 29248	10001439	269.32 03/31/2024
03/19/2024	V010661--Revolution Foods PBC - 92230	10001440	11,476.15 03/31/2024
03/19/2024	V010802--San Juan Unified School District-2	10001441	575.00 In Transit
03/19/2024	V015264--Santa Cruz Hostel	10001443	3,982.50 03/31/2024
03/19/2024	V010886--School Steps Inc	10001444	11,206.00 03/31/2024
03/19/2024	V011235--Swing Education Inc - PO Box 92376	10001445	1,095.00 03/31/2024
03/19/2024	V005660--The Tech Interactive	10001446	97.00 03/31/2024
03/19/2024	V000101--Verizon Wireless	10001449	162.34 03/31/2024
<b>Total for 03/19/2024</b>			<b><u>53,961.64</u></b>
<b>02/27/2024</b>			
02/27/2024	V010802--San Juan Unified School District-2	10001417	24,855.25 03/31/2024
<b>Total for 02/27/2024</b>			<b><u>24,855.25</u></b>
<b>02/20/2024</b>			
02/20/2024	V015220--Alice Stamm	10001399	400.00 02/29/2024
02/20/2024	V003108--AT&T-Box 9011	10001401	199.64 02/29/2024
02/20/2024	V000003--Charter School Management Corporation	10001402	8,445.88 02/29/2024
02/20/2024	V004038--Costco	10001403	60.00 02/29/2024
02/20/2024	V003246--Department of Justice	10001404	24.50 02/29/2024
02/20/2024	V009694--Lilipoh Publishing Inc-317 Church	10001405	6.00 03/31/2024
02/20/2024	V004551--Mercurius USA Inc	10001407	179.67 02/29/2024
02/20/2024	V018568--PrintSource	10001409	629.05 02/29/2024
02/20/2024	V011235--Swing Education Inc - PO Box 92376	10001410	450.00 02/29/2024
02/20/2024	V014315--Theresa K. Petty	10001411	41.72 03/31/2024
02/20/2024	V011907--Yuba River Charter School	10001412	100.00 03/31/2024
<b>Total for 02/20/2024</b>			<b><u>10,536.46</u></b>
<b>02/15/2024</b>			
02/15/2024	V007698--Aspire Behavior Consulting LLC	10001384	600.00 02/29/2024
02/15/2024	V000032--CharterSAFE	10001385	5,318.50 02/29/2024
02/15/2024	V004083--Dell Marketing L.P.	10001386	22,028.48 02/29/2024
02/15/2024	V018493--Lynda Ruby	10001389	51.90 In Transit



## Golden Valley Check register

Date	Payee	Document no.	Amount Cleared
02/15/2024	V018494--Mother Lode River Trips, Ltd	10001390	2,474.00 02/29/2024
02/15/2024	V003336--Revolution Foods, PBC.	10001391	13,918.60 02/29/2024
02/15/2024	V010886--School Steps Inc	10001394	10,522.50 02/29/2024
02/15/2024	V011235--Swing Education Inc - PO Box 92376	10001395	720.00 02/29/2024
02/15/2024	V000101--Verizon Wireless	10001397	214.36 02/29/2024
02/15/2024	V000012--Young, Minney & Corr, LLP	10001398	455.00 02/29/2024
<b>Total for 02/15/2024</b>			<b><u>56,303.34</u></b>
<b>02/14/2024</b>			
02/14/2024	V005245--ACH Debit Transactions		70.00 02/29/2024
<b>Total for 02/14/2024</b>			<b><u>70.00</u></b>
<b>02/08/2024</b>			
02/08/2024	V016933--Sacramento County Office of Education	10001381	252,017.00 02/29/2024
<b>Total for 02/08/2024</b>			<b><u>252,017.00</u></b>
<b>02/06/2024</b>			
02/06/2024	V014706--Annie Bosque	10001364	78.17 02/29/2024
02/06/2024	V007436--Antioch University	10001365	8,731.50 02/29/2024
02/06/2024	V016897--Black Oak Therapy	10001366	1,840.00 02/29/2024
02/06/2024	V007835--Brown Sheep Co., Inc	10001368	459.67 02/29/2024
02/06/2024	V007954--CaliforniaChoice Benefit Administration-USE VEN-DOR # V003512	10001369	20,015.82 02/29/2024
02/06/2024	V016907--City of Folsom, Parks & Recreation	10001370	306.00 02/29/2024
02/06/2024	V016902--Jessica Fipps	10001371	39.00 02/29/2024
02/06/2024	V016920--Krystal McClellan	10001372	42.99 03/31/2024
02/06/2024	V009724--Live Oak Waldorf School	10001373	2,240.00 02/29/2024
02/06/2024	V016916--Lynn Freund	10001374	63.70 03/31/2024
02/06/2024	V006414--ODP Business Solutions LLC-PO Box 29248	10001375	461.72 02/29/2024
02/06/2024	V011235--Swing Education Inc - PO Box 92376	10001378	570.00 02/29/2024
02/06/2024	V011666--Valley Office Equipment-2	10001379	1,421.82 02/29/2024
<b>Total for 02/06/2024</b>			<b><u>36,270.39</u></b>
<b>Total for GVC Wells Fargo</b>			<b><u><u>454,588.46</u></u></b>

Budget Summary

**Golden Valley Orchard  
Budget Summary**

Charter Renewal

<i>Enrollment</i>	293	318	321
<i>ADA %</i>	269.56	297.33	300.14

SACS Code Description		2023-24	2024-25	2025-26			
<b>Revenue</b>							
	State LCFF Revenue	3,110,619	3,409,190	3,534,161			
	Federal Revenue	131,555	74,908	74,908			
	Other State Revenue	662,583	550,463	551,423			
	Local Revenue	80,000	80,000	80,000			
<b>Total Revenue</b>		<b>\$ 3,984,757</b>	<b>\$ 4,114,561</b>	<b>\$ 4,240,492</b>			
<b>Expenses</b>							
1000	Certificated Salaries	1,210,191	30.4%	1,246,497	30.9%	1,316,010	31.6%
2000	Classified Salaries	488,084	12.3%	502,727	12.5%	502,726	12.1%
3000	Benefits	591,383	14.9%	606,656	15.1%	621,211	14.9%
	<i>Total Personnel Expense</i>	<i>2,289,658</i>	<i>57.6%</i>	<i>2,355,879</i>	<i>58.5%</i>	<i>2,439,947</i>	<i>58.6%</i>
4000	Books and Supplies	274,247	6.9%	260,200	6.5%	278,904	6.7%
5000	Services and Other Operating Expenses	1,413,665	35.5%	1,413,766	35.1%	1,446,782	34.7%
6000	Capital Outlay -						
7000	Other Outgoing						
<b>Total Expenses</b>		<b>\$ 3,977,571</b>		<b>\$ 4,029,845</b>		<b>\$ 4,165,633</b>	
<b>Surplus / (Deficit)</b>		<b>\$ 7,187</b>		<b>\$ 84,715</b>		<b>\$ 74,859</b>	
As a % of LCFF Revenue		0%		2%		2%	
<b>Beginning Fund Balance</b>		<b>140,117</b>		<b>147,304</b>		<b>232,019</b>	
<b>Ending Balance</b>		<b>\$ 147,304</b>		<b>\$ 232,019</b>		<b>\$ 306,878</b>	

**Golden Valley Orchard  
Student Input  
Four Year Budget, 22-23 through 2025-26**

	2023-24	2024-25	2025-26
<b>Enrollment By Grade</b>			
Kindergarten	53	55	55
Grade 1	44	44	30
Grade 2	25	50	44
Grade 3	30	28	50
Grade 4	30	27	28
Grade 5	30	31	27
Grade 6	25	30	31
Grade 7	27	26	30
Grade 8	29	27	26
Grade 9			
Grade 10			
Grade 11			
Grade 12			
Other Enrollment (CTC)			
<b>Total Enrollment</b>	<b>293</b>	<b>318</b>	<b>321</b>

<b>Daily Attendance Rate</b>			
Kindergarten	92.0%	93.5%	93.5%
Grade 1	92.0%	93.5%	93.5%
Grade 2	92.0%	93.5%	93.5%
Grade 3	92.0%	93.5%	93.5%
Grade 4	92.0%	93.5%	93.5%
Grade 5	92.0%	93.5%	93.5%
Grade 6	92.0%	93.5%	93.5%

**Golden Valley Orchard  
Student Input  
Four Year Budget, 22-23 through 2025-26**

	2023-24	2024-25	2025-26
<b>Enrollment By Grade</b>			
Grade 7	92.0%	93.5%	93.5%
Grade 8	92.0%	93.5%	93.5%
Grade 9			
Grade 10			
Grade 11			
Grade 12			
Other Enrollment (Grade 12+, etc.)			
<b>Average Daily Attendance Rate</b>	<b>92.0%</b>	<b>93.5%</b>	<b>93.5%</b>

<b>Average Daily Attendance by Grade</b>			
Kindergarten	48.8	51.4	51.4
Grade 1	40.5	41.1	28.1
Grade 2	23.0	46.8	41.1
Grade 3	27.6	26.2	46.8
Grade 4	27.6	25.2	26.2
Grade 5	27.6	29.0	25.2
Grade 6	23.0	28.1	29.0
Grade 7	24.8	24.3	28.1
Grade 8	26.7	25.2	24.3
Grade 9			
Grade 10			
Grade 11			

**Golden Valley Orchard  
Student Input  
Four Year Budget, 22-23 through 2025-26**

	2023-24	2024-25	2025-26
<b>Enrollment By Grade</b>			
Grade 12			
Other Enrollment (Grade 12+, etc.)			
<b>Average Overall Daily Attendance</b>	<b>269.56</b>	<b>297.33</b>	<b>300.14</b>

<b>Average Daily Attendance by Grade Range</b>			
ADA Grades K-3	139.84	165.50	167.37
ADA Grades 4-6	78.20	82.28	80.41
ADA Grades 7-8	51.52	49.56	52.36
ADA Grades 9-12			
<b>Average Overall Daily Attendance</b>	<b>269.56</b>	<b>297.33</b>	<b>300.14</b>

<b>Poverty and Free/Reduced Price Lunch</b>			
Unduplicated %	30%	30%	30%

**Golden Valley Orchard**  
**Revenue**  
**Four Year Budget, 2022-23 through 2025-26**

		Average Daily Attendance		
SACS		269.56	297.33	300.14
		2023-24	2024-25	2025-26
State		v.24.2c - 4.29.24	v.24.2c - 4.29.24	v.24.2c - 4.29.24
8011	LCFF for all grades; state aid portion	2,240,080	2,503,582	2,620,010
8012	LCFF for all grades; EPA portion	53,912	59,466	60,027
8096	In-Lieu of Property Taxes, all grades	767,114	846,142	854,124
8019	Prior Year Income / Adjustments	49,513		
<b>State LCFF Revenue</b>		<b>\$ 3,110,619</b>	<b>\$ 3,409,190</b>	<b>\$ 3,534,161</b>

**Federal**

8220	Federal Child Nutrition	39,000	39,000	39,000
8290	ESSER			
8290	ELO Geer II Deferred Revenue 3217	5,277		
8290	ESSER III - ELO 3219	25,838		
8290	ESSER III - ELO 3218 Deferred	14,988		
8291	Title I	21,088	21,088	21,088
8292	Title II	4,820	4,820	4,820
8294	Title IV	10,000	10,000	10,000
8299	Prior Year Federal Revenue	10,544		
<b>Federal Revenue</b>		<b>\$ 131,555</b>	<b>\$ 74,908</b>	<b>\$ 74,908</b>

**State**

8520	State Child Nutrition Program	91,000	91,000	91,000
8550	Mandate Block Grant	4,953	6,104	6,366
8560	Lottery	47,712	52,627	53,124
8560	Restricted Lottery	19,408	21,408	21,610
8590	Arts, Music BG - 6762 \$151,852	50,617	50,617	50,617
8590	Learning Recovery BG 7435 \$123,063	41,021	41,021	41,021
8590	Other State Revenue - Prop 28 Arts & Music	37,340	37,340	37,340
8590	Expanded Learning Opportunity - Deferred Revenue 7425 90%	-	-	-
8590	Other State Revenue - SPED MH	21,924		
8590	ELOP 2600	100,934	100,934	100,934

**Golden Valley Orchard**  
**Revenue**  
**Four Year Budget, 2022-23 through 2025-26**

		269.56	297.33	300.14
Average Daily Attendance				
SACS		2023-24	2024-25	2025-26
8590	Pre K - 6053 Deferred Revenue	74,125		
8590	Educator Effectiveness - 6266 Deferred Revenue	25,419	-	-
8599	Prior Year State Income			
8792	Special Education - AB 602	148,130	149,411	149,411
<b>Other State Revenue</b>		<b>\$ 662,583</b>	<b>\$ 550,463</b>	<b>\$ 551,423</b>
<b>Local</b>				
8634	Student Lunch			
8660	Interest			
8682	Foundation Grants / Donations			
8684	Student Body Fundraising Revenue			
8685	School Site Fundraising			
8686	Donations			
8687	Fund Development			
8688	In Kind Contributions			
8697	ECF			
8699	All Other Local Revenue	80,000	80,000	80,000
<b>Local Revenue</b>		<b>\$ 80,000</b>	<b>\$ 80,000</b>	<b>\$ 80,000</b>
<b>Total Revenue</b>		<b>\$ 3,984,757</b>	<b>\$ 4,114,561</b>	<b>\$ 4,240,492</b>

**Golden Valley Orchard**  
**Expenses Summary**  
**Four Year Budget, 2022-23 to 2025-26**

3.00%

3.00%

<b>SACS Code Description</b>		<b>2023-24</b>	<b>2024-25</b>	<b>2025-26</b>
<b>Certificated Salaries</b>				
1100	Teachers' Salaries	887,980	919,360	946,941
1105	Teachers' Stipend		-	-
1120	Substitute Expense	3,605	3,713	3,825
1200	Certificated Pupil Support Salaries	-	-	-
1205	Certificated Pupil Support Bonuses	-	-	-
1300	Certificated Supervisor and Administrator Salaries	108,692	144,692	149,033
1305	Certificated Supervisor and Administrator Bonuses	-	-	-
1900	Other Certificated Salaries	209,914	209,915	216,212
1910	One Time Bonus	-	-	-
<b>1000</b>	<b>Subtotal</b>	<b>\$ 1,210,191</b>	<b>\$ 1,277,680</b>	<b>\$ 1,316,010</b>

**Classified Salaries**

2100	Instructional Aide Salaries	137,410	137,410	141,532
2200	Classified Support Salaries	139,476	179,608	184,996
2300	Classified Supervisor and Administrator Salaries		-	-
2400	Clerical, Technical, and Office Staff Salaries	83,362	83,362	85,863
2900	Other Classified Salaries	127,836	87,704	90,335
2905	Other Stipends	-	-	-
<b>2000</b>	<b>Subtotal</b>	<b>\$ 488,084</b>	<b>\$ 488,084</b>	<b>\$ 502,726</b>

**Employee Benefits**

3101	State Teachers' Retirement System, certificated personnel	210,781	223,651	251,358
------	-----------------------------------------------------------	---------	---------	---------



**Golden Valley Orchard**  
**Expenses Summary**  
**Four Year Budget, 2022-23 to 2025-26**

3.00%

3.00%

<b>SACS Code Description</b>		<b>2023-24</b>	<b>2024-25</b>	<b>2025-26</b>
3202	Public Employees' Retirement System, classified	149,963	149,963	127,542
3301	OASDI / Medicare Certificated	12,792	13,769	14,595
3302	OASDI / Medicare Classified	62,156	62,166	65,896
3403	Health & Welfare Benefits	100,218	100,218	103,225
3501	State Unemployment Insurance - Certificated	6,992	6,992	7,201
3502	State Unemployment Insurance - Classified	12,894	12,894	13,281
3601	Worker Compensation Insurance - Certificated	18,526	19,941	20,539
3602	Worker Compensation Insurance - Classified	17,062	17,062	17,574
3903	Other Benefits		-	-
<b>3000</b>	<b>Subtotal</b>	<b>\$ 591,383</b>	<b>\$ 606,656</b>	<b>\$ 621,211</b>
<b>Total Personnel Expenses</b>		<b>\$ 2,289,658</b>	<b>\$ 2,372,419</b>	<b>\$ 2,439,947</b>

**Books and Supplies**

2.00%

2.00%

2.00%

4100	Approved Textbooks and Core Curricula Materia	-	-	-
4200	Books and Other Reference Materials	-	-	-
4300	Materials and Supplies	18,500	21,000	21,420
4315	Classroom Materials and Supplies	73,000	75,000	76,500
4342	School Sponsored Athletics	-	-	-
4381	Materials for Plant Maintenance	-	-	-
4400	Noncapitalized Equipment	8,287	10,800	11,016
4410	Software & Software Licensing	18,400	18,400	18,768
4430	General Student Equipment	13,260	Look	13,500

**Golden Valley Orchard**  
**Expenses Summary**  
**Four Year Budget, 2022-23 to 2025-26**

3.00%

3.00%

<b>SACS Code Description</b>		<b>2023-24</b>	<b>2024-25</b>	<b>2025-26</b>
4700	Food and Food Supplies	142,800	135,000	137,700
<b>4000</b>	<b>Subtotal</b>	<b>\$ 274,247</b>	<b>\$ 260,200</b>	<b>\$ 278,904</b>

**Services and Other Operating Expenses**

5200	Travel and Conferences	11,610	17,400	17,748
5210	Training and Development Expense	46,704	56,000	57,120
5300	Dues and Memberships	8,624	8,760	8,935
5400	Insurance	45,213	49,000	49,980
5450	Property Tax	-	-	-
5500	Operation and Housekeeping Services/Supplies	-	-	-
5501	Utilities	46,920	47,858	48,816
5505	Student Transportation / Field Trips	-	-	-
5600	Space Rental/Leases Expense	299,900	324,900	331,398
5601	Building Maintenance	-	-	-
5602	Other Space Rental	367	375	382
5605	Equipment Rental/Lease Expense	9,700	9,700	9,894
5610	Equipment Repair	204	208	212
5800	Professional/Consulting Services and Operating Expenses	11,500	11,500	11,730
5803	Banking and Payroll Service Fees	765	780	796
5805	Legal Services	2,000	2,040	2,081
5806	Audit Services	8,109	8,271	8,437
5807	Legal Settlements	-	-	-

**Golden Valley Orchard**  
**Expenses Summary**  
**Four Year Budget, 2022-23 to 2025-26**

3.00%

3.00%

<b>SACS Code Description</b>		<b>2023-24</b>	<b>2024-25</b>	<b>2025-26</b>
5810	Educational Consultants	250,000	255,000	260,100
5811	Student Transportation / Events	-	-	-
5812	Other Student Activities - Substitutes	-	4,000	4,080
5815	Advertising / Recruiting	70	250	255
5820	Fundraising Expense	326	325	332
5830	Field Trip Expenses	47,000	47,000	47,940
5836	Transportation Services	-	-	-
5842	Services Student Athletics	1,841	1,878	1,915
5850	Scholarships	-	-	-
5873	Financial Services	100,036	102,036	104,077
5874	Personnel Services - Livescan	1,500	1,530	1,561
5875	District Oversight Fee	31,106	34,092	35,342
5877	IT Services	-	-	-
5890	Interest Expense / Misc. Fees	-	-	-
5899	CMO Management Fee	471,970	409,823	422,191
5900	Communications	6,200	8,800	8,976
5901	Marketing	12,000	12,240	12,485
		-	-	-
<b>5000</b>	<b>Subtotal</b>	<b>\$ 1,413,665</b>	<b>\$ 1,413,766</b>	<b>\$ 1,446,782</b>

**Capital Outlay**

6900	Buildings & Improvements			
------	--------------------------	--	--	--

**Golden Valley Orchard**  
**Expenses Summary**  
**Four Year Budget, 2022-23 to 2025-26**

3.00%

3.00%

<b>SACS Code Description</b>		<b>2023-24</b>	<b>2024-25</b>	<b>2025-26</b>
6000	Depreciation			
<b>6000</b>	<b>Subtotal</b>			

**Other Outgoing**

7000	Land Improvements			
7438	Debt Service - Interest		-	-
8910	Transfer in From LLC	-	-	-
<b>7000</b>	<b>Subtotal</b>			

**Total Non-Personnel Expenses**

<b>\$</b>	<b>1,687,913</b>	<b>\$</b>	<b>1,673,966</b>	<b>\$</b>	<b>1,725,686</b>
-----------	------------------	-----------	------------------	-----------	------------------

**Total Expenses**

<b>\$</b>	<b>3,977,571</b>	<b>\$</b>	<b>4,046,386</b>	<b>\$</b>	<b>4,165,633</b>
-----------	------------------	-----------	------------------	-----------	------------------

**Golden Valley River  
Budget Summary**

Charter Renewal

<i>Enrollment</i>	305	315	317
<i>ADA %</i>	289.75	296.10	297.98

SACS Code Description		2023-24	2024-25	2025-26
<b>Revenue</b>				
	State LCFF Revenue	3,273,425	3,431,692	3,521,282
	Federal Revenue	159,044	87,016	87,016
	Other State Revenue	709,801	581,652	582,339
	Local Revenue	42,181	42,025	42,025
<b>Total Revenue</b>		<b>\$ 4,184,451</b>	<b>\$ 4,142,385</b>	<b>\$ 4,232,662</b>

<b>Expenses</b>								
1000	Certificated Salaries	1,351,811	32.4%	1,392,365	33.3%	1,434,136	33.2%	
2000	Classified Salaries	556,549	13.3%	573,245	13.7%	590,442	13.7%	
3000	Benefits	665,598	15.9%	690,761	16.5%	753,983	17.4%	
	<i>Total Personnel Expense</i>	<i>2,573,958</i>	<i>61.7%</i>	<i>2,656,371</i>	<i>63.6%</i>	<i>2,778,562</i>	<i>64.2%</i>	
4000	Books and Supplies	297,620	7.1%	265,880	6.4%	271,198	6.3%	
5000	Services and Other Operating Expenses	1,302,942	31.2%	1,253,431	30.0%	1,275,422	29.5%	
6000	Capital Outlay -							
7000	Other Outgoing							
<b>Total Expenses</b>		<b>\$ 4,174,520</b>		<b>\$ 4,175,682</b>		<b>\$ 4,325,181</b>		

<b>Surplus / (Deficit)</b>	<b>\$ 9,931</b>	<b>\$ (33,297)</b>	<b>\$ (92,519)</b>
As a % of LCFF Revenue	0%	-1%	-3%

<b>\$ 9,931</b>	<b>\$ (33,297)</b>	<b>\$ (92,519)</b>
-----------------	--------------------	--------------------

Budget Summary

<b>Beginning Fund Balance</b>	<b>886,960</b>	<b>896,891</b>	<b>863,594</b>
<b>Ending Balance</b>	<b>\$ 896,891</b>	<b>\$ 863,594</b>	<b>\$ 771,076</b>

**Golden Valley River  
Student Input  
Four Year Budget, 2022-23 through 2025-26**

	2023-24	2024-25	2025-26
<b>Enrollment By Grade</b>			
Kindergarten	63	66	66
Grade 1	31	36	36
Grade 2	33	36	36
Grade 3	34	36	36
Grade 4	33	30	34
Grade 5	30	30	30
Grade 6	27	30	28
Grade 7	27	26	26
Grade 8	27	25	25
Grade 9			
Grade 10			
Grade 11			
Grade 12			
Other Enrollment (CTC)			
<b>Total Enrollment</b>	<b>305</b>	<b>315</b>	<b>317</b>

<b>Daily Attendance Rate</b>			
Kindergarten	95.0%	94.0%	94.0%
Grade 1	95.0%	94.0%	94.0%
Grade 2	95.0%	94.0%	94.0%
Grade 3	95.0%	94.0%	94.0%
Grade 4	95.0%	94.0%	94.0%
Grade 5	95.0%	94.0%	94.0%
Grade 6	95.0%	94.0%	94.0%

**Golden Valley River  
Student Input  
Four Year Budget, 2022-23 through 2025-26**

	<b>2023-24</b>	<b>2024-25</b>	<b>2025-26</b>
<b>Enrollment By Grade</b>			
Grade 7	95.0%	94.0%	94.0%
Grade 8	95.0%	94.0%	94.0%
Grade 9			
Grade 10			
Grade 11			
Grade 12			
Other Enrollment (Grade 12+, etc.)			
<b>Average Daily Attendance Rate</b>	<b>95.0%</b>	<b>94.0%</b>	<b>94.0%</b>

**Average Daily Attendance by Grade**

Kindergarten	59.9	62.0	62.0
Grade 1	29.5	33.8	33.8
Grade 2	31.4	33.8	33.8
Grade 3	32.3	33.8	33.8
Grade 4	31.4	28.2	32.0
Grade 5	28.5	28.2	28.2
Grade 6	25.7	28.2	26.3
Grade 7	25.7	24.4	24.4
Grade 8	25.7	23.5	23.5
Grade 9			
Grade 10			
Grade 11			
Grade 12			



**Golden Valley River  
Student Input  
Four Year Budget, 2022-23 through 2025-26**

**2023-24                      2024-25                      2025-26**

**Enrollment By Grade**

Other Enrollment (Grade 12+, etc.)			
<b>Average Overall Daily Attendance</b>	<b>289.75</b>	<b>296.10</b>	<b>297.98</b>

**Average Daily Attendance by Grade Range**

ADA Grades K-3	152.95	163.56	163.56
ADA Grades 4-6	85.50	84.60	86.48
ADA Grades 7-8	51.30	47.94	47.94
ADA Grades 9-12			
<b>Average Overall Daily Attendance</b>	<b>289.75</b>	<b>296.10</b>	<b>297.98</b>

**Poverty and Free/Reduced Price Lunch**

Unduplicated %	<b>39%</b>	<b>39%</b>	<b>39%</b>
----------------	------------	------------	------------

**English Language Learners**

Percentage of Students - ELL	<b>0.0%</b>	<b>0.0%</b>	<b>0.0%</b>
Number of Students			

**Golden Valley River**  
**Revenue**  
**Four Year Budget, 2022-23 through 2025-26**

		Average Daily Attendance			
SACS		289.75	296.10	297.98	
		2023-24	2024-25	2025-26	
State		v.24.2c 3.1.24	v.24.2c 3.1.24	v.24.2c 3.1.24	
8011	LCFF for all grades; state aid portion	1,553,257	1,641,677	1,705,796	
8012	LCFF for all grades; EPA portion	890,914	933,003	958,474	
8096	In-Lieu of Property Taxes, all grades	824,570	857,012	857,012	
8019	Prior Year Income / Adjustments	4,684			
<b>State LCFF Revenue</b>		<b>\$ 3,273,425</b>	<b>\$ 3,431,692</b>	<b>\$ 3,521,282</b>	

**Federal**

8220	Federal Child Nutrition Program	42,000	42,000	42,000	
8290	All Other Federal Revenue,				
8290	ESSER Deferred Revenue 3215	-			
8290	ELO Geer - Deferred Revenue 3217	6,072			
8290	ESSER III ELO - Deferred Revenue 3219	29,728			
8290	ESSER III ELO - Deferred Revenue 3218	17,245			
8291	Title I	28,857	28,857	28,857	
8292	Title II	6,159	6,159	6,159	
8294	Title IV	10,000	10,000	10,000	
8295	Title V -				
8299	Prior Year Federal Revenue	18,983			
<b>Federal Revenue</b>		<b>\$ 159,044</b>	<b>\$ 87,016</b>	<b>\$ 87,016</b>	

**State**

8520	State Child Nutrition Program	98,000	98,000	98,000	
8550	Mandate Block Grant	5,678	5,904	6,123	
8560	Lottery	51,286	52,410	52,742	
8560	Restricted Lottery	20,862	21,319	21,455	
8590	Other State Revenues - Arts, Music BG 6762 \$131,683	58,526	58,526	58,526	
8590	Other State Revenues - Learning Recovery BG 7435 \$129,109	26,981	26,981	26,981	
8590	Other State Revenues - Prop 28 Arts & Music	42,855	42,855	42,855	
8590	ELO / ELO Para - Deferred Revenue 7425 / 7426	-			

**Golden Valley River  
Revenue  
Four Year Budget, 2022-23 through 2025-26**

		289.75	296.10	297.98
Average Daily Attendance				
SACS		2023-24	2024-25	2025-26
8590	State SPED MH	22,945		
8590	ELOP - 2600	115,385	115,385	115,385
8590	Pre K - Deferred Revenue 6053	80,968		
8590	Educator Effectiveness - Deferred Revenue 6266	31,503		
8599	Prior Year State Income	782		
8792	Special Education - AB 602	154,031	160,272	160,272
<b>Other State Revenue</b>		<b>\$ 709,801</b>	<b>\$ 581,652</b>	<b>\$ 582,339</b>
<b>Local</b>				
8660	Interest	156		
8685	School Site Fundraising			
8699	All Other Local Revenue	42,025	42,025	42,025
<b>Local Revenue</b>		<b>\$ 42,181</b>	<b>\$ 42,025</b>	<b>\$ 42,025</b>
<b>Total Revenue</b>		<b>\$ 4,184,451</b>	<b>\$ 4,142,385</b>	<b>\$ 4,232,662</b>

**Golden Valley River  
Expenses Summary  
Four Year Budget, 2022-23 to 2025-26**

3%                      3.00%                      3.00%

<b>SACS Code Description</b>		<b>2023-24</b>	<b>2024-25</b>	<b>2025-26</b>
<b>Certificated Salaries</b>				
1100	Teachers' Salaries	1,078,733	1,110,113	1,143,416
1105	Teachers' Stipend		-	-
1120	Substitute Expense	3,000	3,090	3,183
1200	Certificated Pupil Support Salaries	-	-	-
1205	Certificated Pupil Support Bonuses		-	-
1300	Certificated Supervisor and Administrator Salaries	139,721	175,721	180,993
1305	Certificated Supervisor and Administrator Bonuses		-	-
1900	Other Certificated Salaries	130,357	130,357	134,268
1905	Ed Support Hourly	-	-	-
<b>1000</b>	<b>Subtotal</b>	<b>\$ 1,351,811</b>	<b>\$ 1,419,281</b>	<b>\$ 1,461,860</b>

**Classified Salaries**

2100	Instructional Aide Salaries	235,438	235,438	242,501
2200	Classified Support Salaries	191,307	191,307	197,046
2300	Classified Supervisor and Administrator Salaries	-	-	-
2400	Clerical, Technical, and Office Staff Salaries	60,069	60,069	61,871
2900	Other Classified Salaries	69,734	69,734	71,826
2905	Other Stipends	-	-	-
<b>2000</b>	<b>Subtotal</b>	<b>\$ 556,549</b>	<b>\$ 556,548</b>	<b>\$ 573,244</b>

**Employee Benefits**

3101	State Teachers' Retirement System, certificated p	220,334	233,203	279,215
------	---------------------------------------------------	---------	---------	---------

**Golden Valley River  
Expenses Summary  
Four Year Budget, 2022-23 to 2025-26**

3%                      3.00%                      3.00%

<b>SACS Code Description</b>		<b>2023-24</b>	<b>2024-25</b>	<b>2025-26</b>
3202	Public Employees' Retirement System, classified	183,503	183,503	189,008
3301	OASDI & Medicare Certificated	11,297	12,174	12,905
3302	OASDI & Medicare Classified	86,158	86,158	91,328
3403	Health & Welfare Benefits	109,688	109,688	112,979
3501	State Unemployment Insurance Certificated	7,082	7,082	7,295
3502	State Unemployment Insurance Classified	17,524	17,524	18,050
3601	Worker's Comp Certificated	16,361	17,776	18,843
3602	Worker's Comp Classified	13,651	23,651	24,361
3903	Other Benefits	-	-	-
<b>3000</b>	<b>Subtotal</b>	<b>\$ 665,598</b>	<b>\$ 690,761</b>	<b>\$ 753,983</b>

**Total Personnel Expenses**                      **\$ 2,573,958**    **\$ 2,666,590**    **\$ 2,789,087**

**Books and Supplies**                      2.00%                      2.00%                      2.00%

4100	Approved Textbooks and Core Curricula Materials			
4200	Books and Other Reference Materials	-	-	-
4300	Materials and Supplies	15,300	21,000	21,420
4315	Classroom Materials and Supplies	82,620	65,000	66,300
4342	School Sponsored Athletics	-	-	-
4381	Materials for Plant Maintenance	-	-	-
4400	Noncapitalized Equipment	15,100	15,000	15,300
4410	Software & Software Licensing	19,800	20,700	21,114
4430	General Student Equipment	27,100	9,180	9,364

**Golden Valley River  
Expenses Summary  
Four Year Budget, 2022-23 to 2025-26**

3%                      3.00%                      3.00%

<b>SACS Code Description</b>		<b>2023-24</b>	<b>2024-25</b>	<b>2025-26</b>
4700	Food and Food Supplies	137,700	135,000	137,700
<b>4000</b>	<b>Subtotal</b>	<b>\$ 297,620</b>	<b>\$ 265,880</b>	<b>\$ 271,198</b>

<b>Services and Other Operating Expenses</b>		<b>2%</b>	<b>2%</b>	<b>2%</b>
5200	Travel and Conferences	9,680	13,400	9,724
5210	Training and Development Expense	48,450	30,000	30,600
5300	Dues and Memberships	9,100	8,760	8,935
5400	Insurance	45,250	49,000	49,980
5500	Operation and Housekeeping Services/Supplies	-	-	-
5501	Utilities	57,000	58,140	59,303
5505	Student Transportation / Field Trips	-	-	-
5600	Space Rental/Leases Expense	298,263	323,263	329,728
5601	Building Maintenance	-	-	-
5602	Other Space Rental	400	408	416
5605	Equipment Rental/Lease Expense	7,956	8,115	8,277
5807	Settlement	-	-	-
5800	Professional/Consulting Services and Operating Expenses	11,800	11,500	11,730
5803	Banking and Payroll Service Fees	1,879	1,916	1,955
5805	Legal Services	3,700	10,700	3,700
5806	Audit Services	8,109	8,271	8,437
5809	Tuition Reimbursement	-	-	-
5810	Educational Consultants	115,000	117,300	119,646
5811	Student Transportation / Events	-	-	-

**Golden Valley River  
Expenses Summary  
Four Year Budget, 2022-23 to 2025-26**

3%                      3.00%                      3.00%

<b>SACS Code Description</b>		<b>2023-24</b>	<b>2024-25</b>	<b>2025-26</b>
5812	Other Student Activities - Substitutes	-	2,800	2,856
5815	Advertising / Recruiting	-	250	255
5820	Fundraising Expense	326	1,400	1,428
5830	Field Trip Expenses	35,000	35,700	36,414
5836	Transportation Services	-	-	-
5842	Services Student Athletics	2,100	2,500	2,550
5850	Scholarships	-	-	-
5873	Financial Services	105,006	107,106	109,248
5874	Personnel Services - Livescan	1,530	1,590	1,622
5875	District Oversight Fee	32,734	34,317	35,213
5876	School Lunch Program	-	-	-
5877	IT Services	-	-	-
5890	Interest Expense / Misc. Fees	-	-	-
5899	CMO Management Fee	491,300	405,956	422,191
5900	Communications	6,120	8,800	8,976
5901	Marketing	12,240	12,240	12,240
7010	Special Education Encroachment	-	-	-
		-	-	-
<b>5000</b>	<b>Subtotal</b>	<b>\$ 1,302,942</b>	<b>\$ 1,253,431</b>	<b>\$ 1,275,422</b>

**Capital Outlay**

6900	Buildings & Improvements			
------	--------------------------	--	--	--





Grwx  
Schools



# Your Forever Home

Golden Valley Charter Schools

April 18, 2024



# A Vision and a Purpose

All kids have access to a  
nourishing school environment  
where they can flourish.





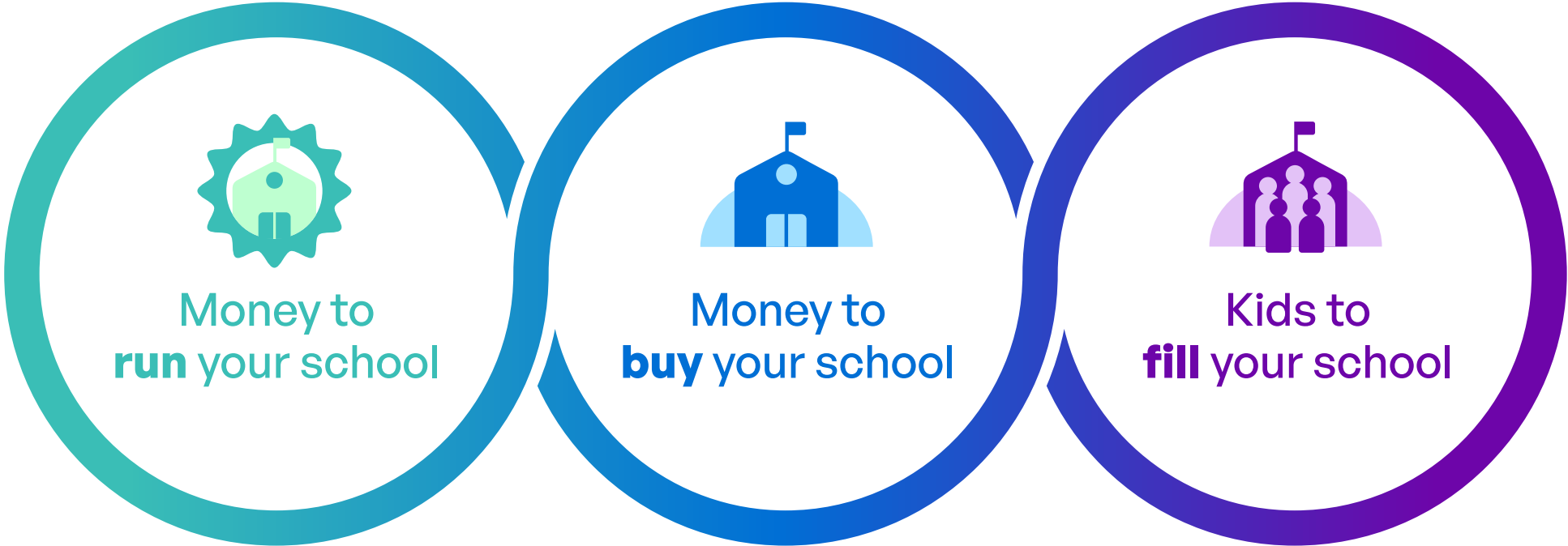
# A Shared Mission

**We help others get where they are going.**

For school leaders, that means getting you the money, resources, and know-how to create thriving schools.



# How We Support You



# Your School's Champions



Relationship Lead / Point of Contact

**Ryan Eldridge**

- Building strong client relationships for 25+ years, last 10 with Grow Schools
- Devoted to serving the needs of children
- Advocate for schools on West/ East Coasts



Schools Advocate

**Kirt Nilsson**


- 18-year charter school supporter
- Led 20+ schools of choice serving 14k+ students
- SVP contributor to Portland's Universal Preschool Program



Vice President, Acquisitions

**Maddy Marlton**

- 7+ years in commercial real estate
- Background in commercial real estate brokerage, management and development
- Passionate about finding schools their forever homes



Financial Analyst

**Austin Smith**

- Bachelor of Science in Finance Portland State University
- Commercial Real Estate Professional
- Passionate about creating a sustainable future for students & schools

**Grōw  
Schools**

# **Forever Home**

Let's Get You Money to Buy Your School





## Forever Home

- Reflecting Back What We Heard
- Begin Wonderful Path To Ownership
- Sustained Focus On Student Education
- Be Prepared For What Comes Next



# Reflecting What We Heard

- Golden Valley Charter Schools, a Charter Management Organization established in 2015, oversees two K-8, locally authorized, free, public Waldorf schools in Orangevale, CA. Golden Valley River, established in 2007 serves 310 students and the current charter expires in June of 2027. Golden Valley Orchard, established in 2015 also serves 310 students and the current charter expires in June of 2025. Both schools are located on Prop 39 campuses provided by San Juan Unified.
- The mission of the school is to provide a free, Waldorf education to the parents and students in Sacramento County. 60% of the student populations live in the San Juan Unified boundaries while the remaining 40% come from neighboring districts in the county. GVCS has become a leader in Waldorf education and is successfully fulfilling the mission of preparing students for a lifetime of learning. Other Waldorf schools call for advice and partner with GVCS to share positive practices and lessons learned. The organization is thriving with a long track record of operation, leadership, Board Governance, student outcomes and community support.
- The challenge is that both schools' facilities agreements are year-to-year, Prop 39 Agreements with San Juan Unified. Both campuses have about 25k sq ft of classroom space and the enrollment numbers are “comfortably” maxed out at 310 for each location. With population growth occurring in the area, the parent/student demand is there. Both campuses could grow enrollment to 500 students if they had the space. Additional challenges with these facilities include: condition of the properties, maintenance of the properties, and the cost of the annual rent continuing to climb with little to no support in return. Orchard's location is also not ideal because houselessness in the area has increased causing some safety concerns.
- GVCS would like to relocate Orchard to a new Forever Home by the start of the FY26 school year (August of 25). GVCS would like to buy the current River campus from district and add more classroom space to house 500 students by the start of the FY26 school year (August of 25). The Facilities Committee has formed to make this a reality and are looking for a partner that can help them realize this dream. Challenge for the Committee is “how to get started” and to “see the project through” with limited bandwidth and experience in projects like this. Ideal partner would provide financing, permitting, construction and overall management services of these projects from start to finish and would be able to provide ongoing support after schools move in.



# A Path Into Your Forever Home

- Grow Schools utilizes Broker Network to help GVCS locate, tour and evaluate different properties. GVCS decides which direction to pursue.
- Grow Schools proposes/negotiates the acquisition of the property on behalf of GVCS. Grow Schools manages the zoning, CUP, entitlements prior to acquisition.
- Once the property is acquired with CUP & building permits, GVCS enters into a lease with Grow Schools.
- Grow Schools then manages the entire construction/renovation process through completion.
- GVCS opens its doors in their Forever Home without disruption to the educational program.
- GVCS continues on path to ownership with Wonderful Foundations.
- All of this financed by Grow Schools, with little to no out-of-pocket expenses to GVCS and capitalized/amortized throughout term of the lease.

# Join A Wonderful Family

## Ownership Transitioned Into Wonderful Foundations

- Join a community of 21 schools over the next two years in pooled-bond transaction
- Access Giving Fund to help the school achieve its mission
- Draw from Capital Expenditure Fund for building investments
- Building gifted to GVCS at term end

# In Partnership



## Turn Rent Payments Into a Future Investment

- We buy the building & lease it back to you – Price TBD
- With known payments to plan for expansion, upgrades & growth
- With a path to ownership and access to free funds to re-invest in your school
  - Building gifted to school at term end
  - Giving / Capex funds available to school
- As a charter-focused partner to expand or build your school, provide money to run your school & kids to fill your school
- Quickly & with minimal costs, guiding you through every step so you can run your school without setbacks or interruptions

# Affordability Assessment

## Current:

### Golden Valley Orchard & River (each)

310 = \$3.875mm in revenue

Rent of \$350k = 9% of revenue

Rent of \$582k = 15% of revenue

### Total for Both

620 = \$7.75mm in revenue

Rent of \$700k = 9% of revenue

Rent of \$1.16mm = 15% of revenue

## Future:

### GVO & GVR (each)

500 enrolled = \$6.25mm in revenue

15% in Rent = \$938k annually

Estimated Project = \$10.4mm

### Total for Both

1,000 enrolled = \$12.5mm in revenue

15% in Rent = \$1.88mm

Estimated Project = \$20.8mm

Early estimates are that Grow Schools can finance, and GVCS can afford, the acquisition, soft and tenant improvements costs of these size projects.

Affordability estimates do not include SB740 funds which could increase project sizes.

**Gr̃w  
Schools**

# **Next Steps**

Golden Valley Charter Schools



# Sustained Focus on Education



## Grow Schools Leads Effort Into Forever Home

- Grow Schools locates property (July 2024)
- Grow Schools acquires building (December 2024)
- School enters into lease (December 2024)
- Grow Schools finances and builds out property (Jan. 25-Aug 25)
- Transition into Wonderful Foundations (August 2026)
- School's facility future becomes clear with support from a charter-focused partner

# Next Steps

- 1 Align on path to forever home
- 2 Grow Schools to present playback at May Board Meeting

**Gr̃w  
Schools**

# **In Support**

Your Forever Home





**Grōw  
Schools**

# **Forever Homes We've Helped Acquire**

Read on for stories of charter schools we've helped succeed.



# Helping DuBois Integrity Academy Grow and Find Their Forever Home

A partnership with DuBois Integrity Academy in Riverdale, Georgia began in 2018 with support for their K-5 school. The leaders at DuBois are dedicated to providing unparalleled STEM programs to their students and have benefitted from Grow Schools's ability to provide a steady flow of money for growth. The relationship between DuBois and Grow Schools—built on a shared vision of offering each student a nourishing school environment where they can flourish—has now spanned 4 years and has included 3 project phases: finding a home, making improvements to their facility, and expanding with a purchase of a second building. DuBois has expanded from 578 students to over 1,300 students.

## CHALLENGES

When it was time for more expansion in 2020, DuBois partnered with Grow Schools to find their forever home—Grow Schools purchased the building, assisted with needed upgrades for lighting and air purification, and set up a charter-friendly lease agreement with DuBois.



## CASE STUDY | DUBOIS INTEGRITY ACADEMY

### PATH

Within a year of finding their forever home, DuBois was ready to expand further. Grow Schools purchased a second building allowing DuBois to add grades 6 and 7.

“When we went to do our remodeling program for a new building that we entered into, and we expanded our grade level, Grow Schools was there every step of the way...with how to think outside of the box—how to make the timing work.”



**CRAIG CASON**

### DESTINATION

As of 2022, DuBois is in the process of building a third building with a gym, auditorium, and classrooms, ultimately to serve grade 8. In the coming years, Grow Schools will have the privilege of helping DuBois to find a facility for their high school.





# Providing Money for Growth at STARS Charter

Sandhills Theatre Arts Renaissance School (STARS) opened in 1999, serving grades K-10. The program at STARS places equal emphasis on the arts and academics, preparing student-artists for well-rounded lives.

## CHALLENGES

At the beginning, STARS had one building. As their programs grew, they had a waitlist but couldn't accommodate more kids.

STARS needed autonomy over their school's home, so in 2018 they partnered with Grow Schools and started on the path to building ownership.



## CASE STUDY | SANDHILLS THEATRE ARTS RENAISSANCE SCHOOL CHARTER

### PATH

In order to expand their space and grow their programs, STARS partnered with Grow Schools to get money to run their school. They were able to embark upon building projects with minimal disruptions to their thriving programs. With the new, improved space, STARS has been able to dramatically increase enrollment.

Without Grow Schools, we would not have any of our buildings—or anything that we have at this school...Grow Schools provided the funding and the avenue for us to expand to what we wanted to be.”



**WES GRANER**



### DESTINATION

STARS continues to grow today. They have now partnered with Grow Schools for development plans for an additional 51,000 square feet on the property including three new buildings, a play area, and a parking lot.





# Select Construction & Development Projects

School	Project	State	Total Project Cost	Project Description	Project Photos
Wayne Preparatory Academy	Phase 2 Expansion	North Carolina	\$3,654,117	24k SF single-story high school building expansion on existing school campus comprising full size gymnasium, ten classrooms, two lab classrooms, one art/music classroom, one multi-purpose room, four administrative offices and a full-size high school regulation basketball gym equipped with two locker rooms, concession stand, weight room and bathrooms	
Dubois Integrity Academy	Phase 2 & 3 Expansions	Georgia	\$25,441,362	Initial \$9mm Phase 2 purchase and renovation of existing office building for use as middle school facility (now complete) followed by \$19mm Phase 3 ground up expansion for future high school and full-size gymnasium (currently underway)	
STARS Charter	Phase 3 Expansion	North Carolina	\$1,811,631	11k SF single-story ground-up Phase 3 elementary school expansion on existing school campus comprising 11 classrooms	